



LUNA Technical Requirements Version 1

Draft 2

Released for Comment: September 13, 2021



Table of Contents

Foreword	3
About the DLC.....	3
Limits of this Document.....	3
Scope of LUNA Requirements	5
Introduction	7
Goals of LUNA.....	7
The DLC LUNA Qualification and Logo.....	8
Eligibility	8
Definitions	9
Overview of SSL Baseline Requirements and Proposed LUNA Requirements	11
LUNA Version 1 Technical Requirements	13
LUNA Light Distribution Requirements	13
LUNA Spectral Quality Requirements.....	19
LUNA Controllability Requirements	23
LUNA Allowances and Tolerances	28
Provisional Testing and Reporting Requirements	32
Additional Reporting Guidelines: ANSI/IES LM-79 Reports and Accompanying Spectral and Spatial Distribution File(s)	32
References	36



Foreword

1
2
3
4
5
6
7
8
9
10
11
12
13
14
15
16
17
18
19
20
21
22
23
24
25
26
27
28
29
30
31
32
33
34
35

About the DLC

The DLC is a non-profit organization improving energy efficiency, lighting quality, and the human experience in the built environment. We collaborate with utilities, energy efficiency programs, manufacturers, lighting designers, building owners, and government entities to create rigorous criteria for lighting performance that keeps up with the pace of technology. Together, we're creating solutions for a better future with better lighting.

The [DLC Solid-State Lighting \(SSL\) Technical Requirements](#) define product performance requirements for commercial and industrial lighting products listed on the [DLC SSL Qualified Products List \(QPL\)](#). This list is used by DLC member programs across the US and Canada to designate SSL products eligible for energy efficiency incentives and rebates. Similarly, the [DLC Networked Lighting Controls \(NLC\) Technical Requirements](#) define requirements for commercial and industrial networked lighting control systems on the [DLC NLC QPL](#); and the [Horticultural Lighting Technical Requirements](#) define requirements for LED lighting on the [DLC Horticultural Lighting QPL](#) for controlled environment agriculture. The energy efficiency programs that use these lists play a pivotal role in the replacement of incumbent lighting technologies with better performing and more energy efficient solutions to help their customers save energy and meet carbon reduction goals.

In addition to energy efficiency programs sponsored by electric utilities and state and provincial governments, the DLC's SSL QPL and Technical Requirements are used by multiple U.S. government facilities specifications. The General Services Administration's (GSA) [P100 Facilities Standards for the Public Buildings Service](#) requires LED luminaires to be qualified to DLC SSL Premium and the [Department of Defense Unified Facilities Criteria](#) requires that LED roadway luminaires be DLC listed. In addition, the [Federal Energy Management Program \(FEMP\)](#) requires that indoor troffers, linear ambient, and high bay luminaires meet the product qualification criteria listed in Table 4.4. of DLC SSL V5.0.

This document lists supplemental requirements for a classification of qualified outdoor commercial and industrial luminaires that not only meet the SSL V5.1 requirements for energy efficiency and lighting quality, but also have attributes that help limit light pollution, sky glow, and light trespass. LUNA qualified products will help cities and communities meet dark sky policies and ordinances; will help specifiers fulfill the light pollution and trespass requirements in LEED and WELL; and will help projects following the application guidance in the Joint IES-IDA Model Lighting Ordinance (MLO). Because LUNA qualified luminaires meet DLC requirements for energy efficiency, rebates and incentives are available from DLC member efficiency programs.

Limits of this Document

LUNA designated products that meet the Technical Requirements defined in this document will help limit light pollution, sky glow, and light trespass when used appropriately. This document is not intended



36 to provide application design guidance, nor to replace good lighting design practices. This document
37 only contains requirements for outdoor products within the scope of the LUNA program, which does not
38 include some types of outdoor lighting products. For example, floodlights or amber lights may be
39 necessary and appropriate for some outdoor projects, even though these products are not included in
40 the LUNA requirements at present. Furthermore, a floodlight, which does not have a LUNA qualification
41 pathway, could yield desirable results when aimed down at the ground, but undesirable results when
42 aimed improperly up at the sky or into windows on an adjacent property. Products such as floodlights,
43 for which appropriate application-specific design is essential for avoiding light pollution, are not included
44 in the LUNA requirements at present, but are eligible for listing under the SSL V5.1 requirements.

45 When installing the types of products described above, appropriate project design and application is
46 essential to avoid over-lighting and to achieve relatively low sky glow and light trespass. Design and
47 application guidance is available from resources such as the Illuminating Engineering Society (IES), which
48 offers many application documents that address light pollution, including the Joint IES-IDA Model
49 Lighting Ordinance (MLO), ANSI/IES LP-2-20, LP-10-20, LP-11-20, and RP-33-14 (soon to be replaced by
50 RP-43). This document is not intended to supersede these resources. The DLC recommends that, when
51 possible, a qualified lighting professional assist in designing and achieving a complete project that
52 minimizes light pollution.

53 Any policies or regulations addressing outdoor lighting and referring to LUNA qualified products should
54 recognize that while products that meet the specific requirements in this policy will help to mitigate light
55 pollution, additional DLC SSL outdoor lighting products are also available for use on the DLC SSL QPL.
56 These non-LUNA products can be used to mitigate light pollution by applying appropriate design
57 solutions.

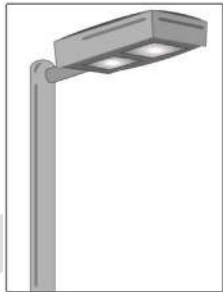
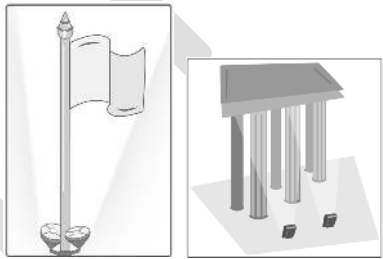

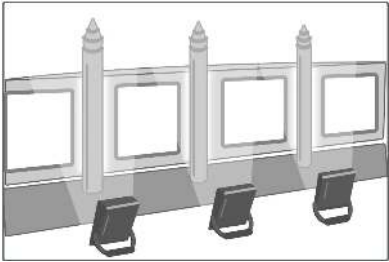
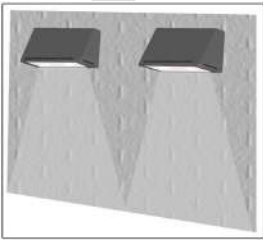

58 Any policies or regulations referring to LUNA qualification should consider including language such as
59 the following:


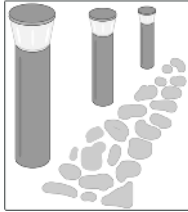
60 **DLC LUNA qualified outdoor commercial and industrial lighting products shall be**
61 **used when feasible. Products not DLC LUNA qualified may also be used when the**
62 **designer deems them necessary to meet project design objectives.**

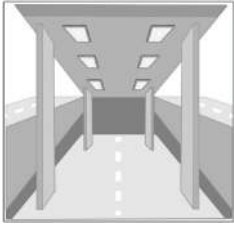


63 **Scope of LUNA Requirements**

64 **Table 1** provides an overview of products that are in scope and out of scope of the LUNA Version 1
 65 requirements. This is not a comprehensive list of products eligible and ineligible for LUNA; **Table 2**
 66 provides a more complete list. Floodlights, replacement lamps, and retrofit kits are not included in LUNA
 67 because these products require careful project design to mitigate light pollution. Project-level
 68 application design is beyond the scope of a list of qualified products. Luminaires for parking garages,
 69 stairwell/passageway, and tunnels are not included because uplight is typically blocked by the
 70 supporting structure, uplight intentionally lights the ceiling of the structure, and most light is contained
 71 within the structure. A complete list of eligible SSL Primary Use Designations (PUDs) is listed on the DLC
 72 website [here](#).

73 **Table 1: Outdoor luminaires included in and not included in LUNA**

Included in LUNA V1		Not Included in LUNA V1	
Pole/Arm-Mounted Area and Roadway Luminaires		Floodlights	
Pole/Arm-Mounted Decorative Luminaires			
Full-Cutoff Wall-Mounted Area Luminaires		Replacement Lamps and Retrofit Kits	

Included in LUNA V1	
Canopy	
Bollards	

Not Included in LUNA V1	
Parking Garage	
Stairwell	
Tunnel	

74

Introduction

75

76 The DLC LUNA Technical Requirements are designed to mitigate negative impacts of outdoor lighting at
77 night. By establishing requirements and reporting standards on light distribution, spectral
78 characteristics, and controllability, LUNA will identify energy efficient luminaires that minimize light
79 pollution, provide appropriate visibility for people, and limit negative impacts to the environment.

80 Feedback received and key changes from Draft 1

81 The DLC received 34 comments on the Draft 1 LUNA *Introduction* section during the first comment
82 period. After careful assessment of stakeholder feedback, modifications were made within Draft 2 as
83 described below. The bullets below describe the general feedback received and the sub-bullets describe
84 how the DLC incorporated these changes into Draft 2.

- 85 • *Disclaimers are needed.*
 - 86 ○ The DLC clarified that the Technical Requirements are not an application design
87 document. An application design that mitigates light pollution might include non-LUNA
88 products. The LUNA qualification is not intended to be used in place of expert designers.
89 LUNA is not a Model Lighting Ordinance (MLO) like the IES/IDA MLO. To address
90 concerns, a foreword was added to clarify the limits and scope of this document.
- 91 • *The requirements should include a table of references to all standards.*
 - 92 ○ A table of references was added to the end of this document. Links to all references will
93 be included with final publication of this document.
- 94 • *Additional general comments were received that applied to the LUNA program in general, but
95 not specifically to this document.*
 - 96 ○ These comments will be considered in future plans for the LUNA program.

97 Goals of LUNA

98 The DLC LUNA requirements are intended to mitigate negative impacts of outdoor lighting at night by
99 establishing luminaire performance specifications with the following goals.

- 100 • **Minimize lighting energy use.** Baseline efficacy thresholds of DLC SSL V5.1 combined with
101 additional dimming and control requirements ensure efficient use of lighting energy, which will
102 help efficiency programs meet their savings goals and end users reduce operational costs. At the
103 same time, because of the high priority of minimizing light pollution, LUNA provides efficacy
104 allowances to reduce light trespass with shielding.
- 105 • **Minimize light pollution.** New LUNA requirements for light distribution, spectral characteristics,
106 and dimming control will decrease the light scattered into the atmosphere so that light trespass
107 and sky glow are reduced, resulting in darker skies and more controlled illumination to support
108 wildlife, stargazers, and astronomers.
- 109 • **Provide appropriate visibility for people.** The DLC SSL V5.1 requirements for spectral quality,
110 with additional reporting of BUG rating, spectral power distribution, and intensity distribution,

111 allow the selection of the right product for each application so that installations meet
112 recommended practices and voluntary guidelines.

113 The DLC LUNA Qualification and Logo

114 Products with the LUNA qualification (referred to as LUNA products) will be listed on the DLC Solid-State
115 Lighting Qualified Products List. LUNA products can be either DLC Standard or DLC Premium, and will be
116 eligible to use the DLC LUNA logo, which will be released with the final Technical Requirements. As with
117 other DLC logos, all stakeholders must use the DLC logos and trademarks consistently and in compliance
118 with [published guidelines](#) in all communication and marketing materials.

119 An application for LUNA qualification may require the submission of additional independent test reports
120 (ITRs) which would be subject to the existing ITR fee consistent with the current V5.1 application fees.
121 The DLC also intends to establish a per product listing fee. The LUNA listing fee will cover the costs of
122 additional application review, as well as cost of creating, developing, and hosting the LUNA program.

123 Eligibility

124 Only outdoor luminaires that fall into the Primary Use Designations (PUDs) listed in **Table 2** will be
125 eligible for LUNA qualification under Version 1. At this time, replacement lamps and retrofit kits are not
126 eligible for LUNA because their lighting distributions are highly dependent on application and
127 installation. Specialty designation hazardous luminaires are eligible for LUNA qualification with an
128 exemption from the dimming requirements. Single product applications seeking LUNA qualification
129 cannot include LUNA-ineligible variations.

130 Aimable luminaires, whether floodlights or area lighting with tiltable mounting brackets, may increase
131 sky glow, discomfort glare, and light trespass, which are undesirable lighting qualities from both a light
132 pollution perspective and for typical use cases. Therefore, floodlight-style PUDs and
133 area/roadway/decorative PUDs with mounting brackets that allow tilt angles of more than +/- 10
134 degrees are not eligible for LUNA qualification. The 10-degree tilt will allow these luminaire types to be
135 aligned parallel with the roadway surface.

136 **Table 2: DLC SSL Primary Use Designations (PUDs) eligible for Version 1 LUNA qualification**

Primary Use Letter	Primary Use Designations Eligible for LUNA Qualification
A	Outdoor Pole/Arm-Mounted Area and Roadway Luminaires
B	Outdoor Pole/Arm-Mounted Decorative Luminaires
C	Outdoor Full-Cutoff Wall-Mounted Area Luminaires
E	Bollards
G	Fuel Pump Canopy Luminaires
n/a	Specialty: Hazardous Area Lighting
	Specialty: Hazardous Outdoor Pole/Arm-Mounted Area and Roadway Luminaires
	Specialty: Hazardous Wall Mounted Luminaire
	Specialty: Canopy Lighting
	Specialty: Directional Fuel Pump Canopy Luminaires
	Specialty: Transportation

137 **Definitions**

138 The following terms are used by the DLC in the LUNA policy documents and/or application process:

- 139 • **Continuous dimming:** A lighting control strategy that varies the light output of a lighting system
140 over a continuous range from full light output to a minimum light output without flickering in
141 imperceptible steps. (NEMA LSD-64-2019)
- 142 • **Light pollution:** The combination of all the adverse or obtrusive effects of electric light that
143 produces artificial sky glow including:
 - 144 ○ Unnecessary, unwanted, or wasted light
 - 145 ○ Light that damages or degrades the nighttime environment
 - 146 ○ Light that negatively impacts humans and other species (ANSI/IES LP-11-20)
- 147 • **Light trespass:** The encroachment of light, typically across property boundaries, causing
148 annoyance, loss of privacy, or other nuisance. Also called spill light or obtrusive light. (ANSI/IES
149 LS-1-20)
- 150 • **Rayleigh scatter:** The dispersion of electromagnetic radiation by particles much smaller than the
151 wavelength of the radiation. The amount of scatter varies inversely as the fourth power of the
152 wavelength, resulting in short wavelengths being scattered far more than longer wavelengths.
153 (ANSI/IES LS-1-20)
- 154 • **Receptacle: ANSI C136.41-2013:** Defines the mechanical and electrical interface between an
155 outdoor LED luminaire and a photocell, typically mounted on top of the luminaire. The
156 dimensions of the receptacle are roughly 1.5” high x 2.5” diameter.
 - 157 ○ **NEMA 5-pin:** The 5-position receptacle has three line-voltage power contacts plus two
158 dimming/signal contacts.

- 159 ○ **NEMA 7-pin:** The 7-position receptacle has three line-voltage power contacts plus four
160 dimming/signal contacts. The 7-pin configuration supports field upgrades of the control
161 capabilities of LED luminaires by adding or changing wirelessly networked controllers
162 with sensing and communication abilities.
- 163 ● **Receptacle: ANSI C136.58-2019 (Zhaga Book 18):** Defines the mechanical and electrical
164 interface between an outdoor LED luminaire and modules for sensing and communication. The
165 data interface is defined by the digital D4i/ANSI C137.4 standard. The specification supports
166 field upgrades of the control capabilities of LED fixtures, by adding or changing 24V modules
167 that provide sensing and communication abilities. The dimensions are roughly 1.1” high x 1.5”
168 diameter.
- 169 ● **Shield:** Shields are used to minimize light trespass onto adjacent areas. A shield is an internal or
170 external opaque structure that obstructs the backward, forward, or side light distribution in a
171 specific solid angle produced by the shield angle and azimuth. A house-side-shield (HSS)
172 prevents some amount of high angle light from spilling backward behind the luminaire. A front-
173 side-shield (FSS) prevents some amount of high angle light from being emitted towards the
174 street-side. A cul-de-sac-shield (CSS) prevents some amount of high angle light from spilling
175 backwards and sideways.
- 176 ● **Shield type subgroup:** LUNA qualified outdoor lighting PUDs may include a variety of shield
177 types, such as house-side shields (HSS), cul-de-sac shields (CSS), or front-side shields (FSS), as
178 long as the minimum LUNA efficacy requirements are met. Shield types typically reduce
179 luminaire efficacy, so they may be eligible for an efficacy allowance based on distribution
180 performance. Shield type subgroups cannot be combined. A HSS subgroup, for example, can
181 only contain products with house-side shields, not cul-de-sac shields or front-side shields.
- 182 ● **Sky glow:** The brightening of the night sky that results from the scattering and reflection of light
183 from the constituents of the atmosphere (gaseous molecules and aerosols), in the direction of
184 the observer. It has two components: natural sky glow and artificial sky glow.

185 **Relationship between DLC SSL V5.1 Technical Requirements and LUNA** 186 **Technical Requirements**

187 To attain DLC LUNA qualification, products must meet the [SSL V5.1 Technical Requirements](#) as a
188 baseline, in addition to the LUNA Technical Requirements outlined in this document. For eligible
189 products utilizing optical shielding to meet the LUNA Technical Requirements, the LUNA requirements
190 provide efficacy allowances to the baseline SSL V5.1 efficacy threshold. In other words, LUNA creates
191 allowances for efficacy where efficacy is compromised due to enhanced dark sky attributes, such as
192 shielding used to minimize light trespass or uplight.

193 The complete SSL V5.1 Technical Requirements can be viewed on the [DLC’s website](#), which apply to
194 indoor and outdoor luminaires, replacement lamps, and retrofit kits. The requirements for outdoor
195 luminaires are summarized for the reader’s convenience in the following section, *Overview of SSL*
196 *Baseline Requirements and Proposed LUNA Requirements*. Please note that the SSL baseline

197 requirements described in the “Overview of SSL V5.1 Requirements for Outdoor Luminaires” column of
 198 **Table 3** have already been adopted and are not subject to modification at this time.

199 The “Overview of Proposed Draft 2 LUNA Requirements” column in **Table 3** describes additional
 200 requirements that a product must meet to attain LUNA qualification. The LUNA Technical Requirements
 201 have not yet been adopted and are subject to review and comment. This is the second draft following a
 202 public comment period ending on May 21, 2021.

203 **Overview of SSL Baseline Requirements and Proposed LUNA** 204 **Requirements**

205 **Table 3** summarizes the existing [SSL V5.1 Technical Requirements](#) and requirements proposed in LUNA
 206 Draft 2 for relevant outdoor Primary Use Designations.

207 **Table 3:** Overview of existing DLC SSL V5.1 Technical Requirements and Proposed LUNA
 208 Requirements

Topic	Overview of SSL V5.1 Requirements for Outdoor Luminaires	Overview of proposed Draft 2 LUNA Requirements, which are in addition to SSL V5.1
Light Output and Efficacy	<ul style="list-style-type: none"> • Minimum light output by General Application and PUD • Minimum efficacy: <ul style="list-style-type: none"> ○ Standard: 105 lm/W ○ Premium: 120 lm/W • Efficacy allowances are available for luminaires with low CCT ($\leq 2700\text{K}$) and/or high color rendition 	<ul style="list-style-type: none"> • Efficacy allowances are available for shielded luminaires and bollards
Light Distribution	<ul style="list-style-type: none"> • Zonal lumen distribution requirements by PUD • BUG ratings reported 	<ul style="list-style-type: none"> • Required BUG Ratings per Table 5 • Shield option or accessory is required to be available • Maximum allowable tilt of +/- 10 degrees • Images of spatial intensity distribution shown on QPL

Topic	Overview of SSL V5.1 Requirements for Outdoor Luminaires	Overview of proposed Draft 2 LUNA Requirements, which are in addition to SSL V5.1
Spectral Quality	<p>Color Rendition:</p> <ul style="list-style-type: none"> • Option 1: ANSI/IES TM-30-18: <ul style="list-style-type: none"> ○ IES $R_f \geq 70$ ○ IES $R_g \geq 89$ ○ $-18\% \leq \text{IES } R_{cs,h1} \leq +23\%$ • Option 2: CIE 13.3-1995: <ul style="list-style-type: none"> ○ $R_a \geq 70$ ○ Report R_9 <p>Correlated Color Temperature (CCT):</p> <ul style="list-style-type: none"> • 2200K – 6500K <p>Color Maintenance:</p> <ul style="list-style-type: none"> • Maximum chromaticity shift ($\Delta u'v' \leq 0.007$) 	<ul style="list-style-type: none"> • Correlated Color Temperature (CCT): 2200K - 3000K • Images and data of spectral power distribution shown on QPL
Controllability	<ul style="list-style-type: none"> • Continuous or stepped -dimming required • Integral control sensors and capabilities reported • Communication protocols reported 	<ul style="list-style-type: none"> • Continuous dimming capability to $\leq 20\%$ of max output power required • Reporting of the dimming standard protocol required • Additional types of integral control capabilities are available for reporting • Additional communication standard protocols are available for reporting
Lumen Maintenance	<ul style="list-style-type: none"> • Standard: $L_{70} \geq 50,000$ hours • Premium: $L_{90} \geq 36,000$ hours 	<ul style="list-style-type: none"> • Same as SSL V5.1
Electrical Performance	<ul style="list-style-type: none"> • Minimum Power Factor (PF): ≥ 0.90 • Maximum Total Harmonic Distortion (THD): $\leq 20\%$ 	<ul style="list-style-type: none"> • Same as SSL V5.1
Warranty	<ul style="list-style-type: none"> • Minimum warranty: 5 years 	<ul style="list-style-type: none"> • Same as SSL V5.1

210

LUNA Version 1 Technical Requirements

211

These Technical Requirements have not yet been adopted and are subject to review and modification.

212

Scope of Technical Requirements

213

Version 1 of the LUNA Technical Requirements establishes pathways for DLC LUNA qualification for luminaires that minimize light pollution, minimize lighting energy use, and provide appropriate visibility for people. Version 1 addresses metrics for light distribution by establishing requirements and reporting standards for distribution; spectral quality by limiting eligible CCTs; and controllability by setting required dimming thresholds using common industry standards - all of which are intended to mitigate light trespass and sky glow.

219

Some aspects of outdoor lighting are beyond the scope of Version 1 (though may be considered in future revisions). Research and standards for outdoor lighting continue to evolve, and while various effects of outdoor lighting on humans and on other species are the topics of ongoing research, metrics are still under development. As more predictive metrics become standardized that address issues such as discomfort glare, sky glow, and the interactions of spectral components with various species at various times of the night and year, these metrics may be incorporated into future revisions of the LUNA policy.

226

LUNA Light Distribution Requirements

227

Feedback received and key changes from Draft 1

228

The DLC received 100 comments on the Draft 1 LUNA Light Distribution Requirements during the first comment period. After careful assessment of stakeholder feedback, modifications were made within Draft 2 as described in this section. The bullets below describe the general feedback received and the sub-bullets describe how the DLC incorporated these changes into Draft 2:

232

- *Submitting images of the intensity distribution increases submitter burden.*

233

- The DLC heard from manufacturers that submitting additional images of the intensity distribution increases their application burden and duplicates information already available on their websites or readily calculated from photometric data. To address this concern, the DLC will create the images of the intensity distribution internally using submitted photometric test data. These images will be shown on the QPL.

234

235

236

237

238

- *Parking Garage PUD should not be eligible for LUNA.*

239

- We heard from many stakeholders that parking garage luminaires should illuminate the ceiling deck to create a better environment, and the structure itself prevents high angle light from reaching the sky dome. To address this concern, the DLC has removed this PUD type from LUNA classification eligibility. Parking garage luminaires are still eligible under SSL Technical Requirements V5.1.

240

241

242

243



- 244 • *Outdoor Non-Cutoff and Semi-Cutoff Wall-Mounted Area Luminaire PUDs should not be eligible for*
245 *LUNA.*
- 246 ○ The DLC heard from some stakeholders that allowing this PUD into LUNA appears to
247 promote irresponsible lighting practice, as these products may increase uplight and glare
248 relative to the full-cutoff wall luminaire PUD. To address this concern, the DLC is removing
249 this PUD from being eligible for LUNA. This PUD is still eligible for SSL V5.1.
- 250 • *The maximum tilt angle of +/- 5 degrees is too small.*
- 251 ○ The DLC heard from many stakeholders that the proposed tilt angle for roadway,
252 decorative and area luminaires in Draft 1 was too small. Many stakeholders recommended a
253 maximum tilt of +/- 10 degrees, while some others recommended tilt angles of 45 degrees
254 for roadway lighting. To address this concern, the DLC is increasing the maximum allowable
255 tilt to +/- 10 degrees.
- 256 • *Shields should not be required for every area or roadway luminaire.*
- 257 ○ The DLC heard from many stakeholders that shields are not needed for every pole or arm
258 mounted area, decorative or roadway luminaire, and that when available, shields are often
259 available as an accessory for these luminaire types, not only as a catalog option. The DLC is
260 continuing to require at least one shielding component available for these PUDs, but the
261 shields can be available as an accessory rather than an option. In addition, an image of the
262 shield is no longer required to be shown on the specification sheet or supplemental
263 documentation.
- 264 • *Additional testing for shielded luminaires needs to be clarified.*
- 265 ○ The DLC heard from stakeholders that testing clarifications are needed for products
266 pursuing the voluntary shielding efficacy allowances. Draft 2 clarifies that LM-79/color
267 testing would be required for the worst-case-efficacy shielded product that meets the
268 allowance requirement, and LM-79/distribution testing is needed for the product with the
269 lowest house-side lumen reduction as a function of the shield.

270 Rationale

271 Uplight emitted directly from luminaires is unused light, wasting energy and increasing sky glow¹. In
272 some applications, environmental features such as buildings, trees, canopies, and other surfaces prevent
273 uplight from luminaires and other reflective surfaces from reaching the atmosphere and causing sky
274 glow. However, these features are not present in all applications and no consensus performance model
275 exists that takes surface reflection and obstruction into account. As a result, the LUNA Technical
276 Requirements use prescriptive Uplight (U) Rating thresholds from BUG Ratings (as defined by Annex A in
277 the ANSI/[IES TM-15-20 Luminaire Classification System for Outdoor Luminaires](https://www.energy.gov/sites/prod/files/2017/05/f34/2017_led-impact-sky-glow.pdf)) to set maximum limits
278 on uplight emitted directly (light \geq 90 degrees) from listed luminaires. PUDs that are typically installed
279 under overhead surfaces, such as fuel pump canopy lighting, are allowed a higher threshold U Rating
280 value, under the assumption that the overhead surface will stop much of the uplight from reaching the
281 sky dome.

¹ https://www.energy.gov/sites/prod/files/2017/05/f34/2017_led-impact-sky-glow.pdf

282 BUG ratings have been adopted and are referenced by many national, state and/or local ordinances,
283 regulations, and policies. They are also required by both primary and secondary references such as LEED
284 v4.1, LEED for Cities and Communities, and the WELL Community Standard. BUG rating data in the
285 *Reported Photometric Performance* section of the DLC SSL QPL will support compliance with these
286 regulations.

287 Luminaires with auxiliary shielding may improve the quality of the light distribution, as light is only
288 delivered where it is intended, rather than potentially causing light trespass on neighboring locations.
289 Shields may also be used to address glare complaints proactively or retroactively. Manufacturers may
290 offer a variety of shielding options such as house-side shields, cul-de-sac shields, front-side shields, and
291 glare shields. The DLC acknowledges that luminaire efficacy will be reduced with a shield mounted in the
292 field and is introducing a LUNA efficacy allowance to encourage well-shielded products to be listed on
293 the QPL.

294 **Draft LUNA Requirements for Light Distribution**

295 The following section outlines the proposed LUNA requirements for light distribution. **Table 4** includes
296 columns for the metric or application and its associated requirements. The “QPL Listing” column
297 describes the information that appears as publicly available on the Qualified Products List, if applicable.
298 The “Method of Evaluation” column describes how the products will be evaluated for qualification,
299 whether by compliance with industry standards, manufacturer claims, or other DLC verification
300 methodology.

301 **Table 4: Draft LUNA Distribution Requirements**

Metric / Application	LUNA V1 Draft Requirements	QPL Listing	Method of Measurement/ Evaluation
Uplight Rating (from the IES BUG system) †	<p>Products shall have a U-Rating of 0, 1 or 2, depending on Primary Use Designation indicated in Table 5.</p> <p>ANSI/IES LM-63 .ies files (and optionally ANSI/IES TM-33-18 .xml documents[‡]) containing luminous intensity distribution data must be submitted for a representative product for each unique distribution pattern included in the application.</p>	<p>BUG ratings for parent products will be generated by the DLC using tested photometric data and listed under the Tested Data section. BUG ratings for child products are reported by the applicants and listed under the Reported Data section. The DLC will create a .jpg image for the parent or single product to be shown on the QPL, based on the submitted .ies file[‡].</p>	<p>ANSI/IES LM-79 per the <i>Additional Reporting Guidelines</i>.</p> <p>BUG ratings generated per ANSI/IES TM-15-20 Annex A using luminaire photometric data.</p>
Aiming	<p>Products shall only include mounting options that will not allow tilt angles beyond +/- 10 degrees, in order to align the luminaire parallel with the roadway surface (see Figure 1).</p>	<p>Model number will include allowed mounting options. Products with mounting accessories are ineligible for LUNA.</p>	<p>Specification sheet or installation instructions shall include images of mounting options with allowable tilt angles or fixed mounting options clearly documented.</p>
Shielding	<p>Shielding as an available accessory or option shall be included on specification sheet or supplemental documentation (e.g. house side shields (HSS), cul-de-sac shields (CSS), front-side shields (FSS), or glare shields) for pole/arm-mounted area/roadway/ decorative PUDs (Primary Use letters A and B), and specialty hazardous area lighting and specialty hazardous pole/arm-mounted area and roadway PUDs.</p>	<p>Products without shielding will be listed on the QPL per the LUNA requirements.</p> <p>For those who voluntarily choose to list their shielded products, within each given shielding subgroup, shielded products with the lowest efficacy will be listed as worst-case efficacy parent products on the QPL.</p> <p>Shielded products with the highest house-side lumens will be listed as the worst-case distribution parent products on the QPL. Other eligible members of the given shielded subgroup will be listed as child products.</p>	<p>Specification sheet or supplemental documentation review to determine that at least one shielding accessory or option is available.</p>

302

† As in V5.1, performance-affecting mounting structures (e.g. post-top yokes or brackets) must be included in photometric testing for Outdoor Pole/Arm-Mounted Area and Roadway Luminaires (Primary Use letter A), Outdoor Pole/Arm-Mounted Decorative Luminaires (Primary Use letter B) and Specialty Hazardous Outdoor Pole/Arm-Mounted Area and Roadway Luminaires.

‡.ies files may be submitted alone without also submitting TM-33 .xml documents up until the LUNA Version 1 delist date, which will not be until V5.1 applications are no longer accepted in a future Technical Requirements revision. If .xml documents are submitted, .ies files must also be submitted so that Photometric Toolbox can be used by DLC reviewers for evaluation. See the [Provisional Testing and Reporting section](#) for more information.

303 **Table 5:** PUDs eligible for LUNA qualification and respective U Rating thresholds

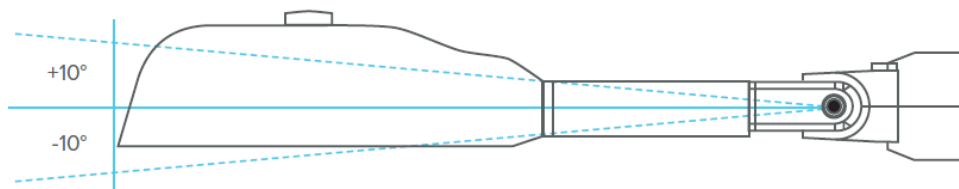
Primary Use Letter	Primary Use Designations Eligible for LUNA Qualification	Maximum U Rating Threshold
A	Outdoor Pole/Arm-Mounted Area and Roadway Luminaires	1
B	Outdoor Pole/Arm-Mounted Decorative Luminaires	2
C	Outdoor Full-Cutoff Wall-Mounted Area Luminaires	1
E	Bollards	1
G	Fuel Pump Canopy Luminaires	2
n/a	Specialty: Hazardous Area Lighting	1
	Specialty: Hazardous Outdoor Pole/Arm-Mounted Area and Roadway Luminaires	1
	Specialty: Hazardous Wall Mounted Luminaire	2
	Specialty: Canopy Lighting	2
	Specialty: Directional Fuel Pump Canopy Luminaires	2
	Specialty: Transportation	2

304
 305 The lighting distribution test reports required to qualify under the LUNA qualification are described as
 306 follows:

- 307 • A full LM-79 distribution report in PDF format per the [Additional Reporting Guidelines](#) for the
 308 products that have the highest total lumen output for each optical variation within the family at
 309 the highest qualifying CCT (e.g., 3000K), tested at the maximum (non-dimmed) light output.
- 310 • An .ies file, and [optionally, a TM-33-18 .xml document](#), both based on the LM-79 test data, must
 311 be submitted along with the PDF distribution report.
- 312 • A product image including performance affecting mounting structures must be included in the
 313 PDF distribution report.
- 314 • For tested products in a family grouping application, threshold U Ratings from the BUG Ratings
 315 will be verified using the .ies files associated with the full LM-79 distribution test report.
- 316 • For all child products in a family grouping application where LM-79- distribution reports are not
 317 required, reported data, including BUG ratings, shall be reported in the reported values on the
 318 application form.
- 319 • DLC reviewers will analyze the submitted .ies files using Photometric Toolbox (Lighting Analysts,
 320 Inc., version 2.7 or newer) to verify BUG Ratings and house-side or street-side lumens (for
 321 products pursuing shielding efficacy allowances) using the submitted tested photometric files.

322 DLC reviewers will evaluate drawings and text information on the submitted specification sheets and
 323 installation instructions to verify that the qualified mounting bracket does not allow a tilt angle greater

324 than 10 degrees. The mounting bracket and related maximum tilt angle must be graphically shown on
325 either the specification sheet or installation instructions (see **Figure 1**).



326

327 *Figure 1: Acceptable mounting bracket tilt angle for LUNA qualification.*

328

329 To attain LUNA qualification, listed pole/arm-mounted area/roadway/decorative PUD products shall
330 offer at least one specifiable shielding option or accessory on the product specification sheet or
331 supplemental documentation. The shields may be external to the luminaire, or internal to the glass or
332 optic. DLC reviewers will evaluate submitted documentation to ensure that a shield option or accessory
333 is available.

334 **Interactions with other DLC policies**

335 Field-adjustable light distribution (FALD) products are not eligible for LUNA qualification. Field-
336 adjustable light output (FALO) products are eligible for LUNA qualification. Please note that this may
337 lead to the need to separate models that were otherwise able to be combined on the SSL QPL, to clearly
338 delineate those qualified for LUNA and those that are not.

339 **Key Questions**

- 340 1. Is performance information for shielded products useful? Is there any reason the DLC should not
341 offer efficacy allowances to support voluntary listing of LUNA eligible products with shields?
- 342 2. The DLC is proposing to require distribution reports submitted as PDF files for LUNA with a
343 requirement that a product image including performance affecting mounting structures must be
344 included in the PDF distribution report. Is there any reason why this requirement can't be met?
- 345 3. The DLC is proposing a maximum U Rating of 2 for Specialty: Hazardous Wall Mounted Luminaire
346 PUDs. Can the U rating for this PUD be reduce to maximum of U1, or is there specific value to more
347 uplight for this PUD with regards for safety and security?

348 LUNA Spectral Quality Requirements

349 Feedback received and key changes from Draft 1

350 The DLC received 55 comments on the Draft 1 LUNA Spectral Quality Requirements during the first
351 comment period. After careful consideration of both stakeholder feedback and taking into account
352 implementation considerations, modifications were made within Draft 2 as described in this section. The
353 bullets below describe general themes of the feedback received, and sub-bullets describe how the DLC
354 incorporated those changes into Draft 2:

- 355 • *The DLC should not consider tunable products that can operate outside of the LUNA eligible CCT*
356 *range.*
 - 357 ○ Several stakeholders support including tunable products with functionality outside the LUNA
358 eligible CCT range when software/hardware can effectively limit tunable range. However,
359 the stakeholder majority does not support products that can tune outside of the eligible CCT
360 range as proposed in Draft 1, as this allows for “misuse” and/or “gaming the system”. To
361 address these concerns, the DLC is maintaining the Draft 1 proposal that tunable and static
362 products are eligible if they only operate within the eligible range.
- 363 • *CCT is only weakly correlated to impacts of light at night and graphical representations of spectral*
364 *data can be misleading to general and advanced users when attempting to infer specific resulting*
365 *impacts.*
 - 366 ○ Supporting the LUNA spectral quality rationale below, the DLC heard from most
367 stakeholders that sky glow and light pollution, along with many other considerations, are
368 only weakly correlated to the impacts of light at night. Additionally, the DLC heard that static
369 images of a product’s SPD can be misleading for general or even expert users of the QPL
370 when attempting to infer specific impacts resulting from the luminaire’s spectra. To mitigate
371 misinterpretations, the DLC proposes to report absolute spectral data in addition to a static
372 .jpg file of the spectra on the QPL based on submitted spectral data.
 - 373 ○ Additionally, the DLC heard from manufacturers that submitting additional images of the
374 spectral distribution increases their application burden and duplicates information already
375 available on their websites or readily calculated. To address this concern, the DLC will create
376 the images of the spectral distribution internally using submitted photometric test data.
 - 377 ○ Please note, the DLC is looking for specific input on formatting requirements for both the
378 spectral data and image reporting requirements, e.g. 1 nm increments between 380-780 nm
379 (data) and/or 1000 x 1000-pixel resolution (image).

381 Rationale

382 The DLC is proposing spectral quality requirements to mitigate negative impacts of outdoor LED lighting
383 at night. The draft requirements align with industry standards recommended for mitigating sky glow
384 (e.g. [ANSI/IES LP-2-20 Lighting Practice: Designing Quality Lighting for People in Outdoor Environments](#)
385 and [ANSI/IES LP-11-20 Lighting Practice: Environmental Considerations for Outdoor Lighting](#)) while

386 facilitating visibility and energy efficiency for continued acceptance of and persistent energy savings
 387 achieved through LED lighting at night.

388 Since sky glow (and more specifically the Rayleigh scatter causing sky glow) is wavelength dependent,
 389 the Department of Energy (DOE) found CCT to be a poor predictor of sky glow. Research and solutions
 390 for considering spectral impacts on sky glow are emerging, but there is no industry standard consensus-
 391 based metric to replace CCT in place to date. In the meantime, industry best practices limit the
 392 maximum CCTs in outdoor environments to reduce short-wavelength emissions. [ANSI/IES LP-11-20](#)
 393 recommends maximum CCTs of 3000 Kelvin (i.e. 3000 K) for area lighting in commercial zones, and CCTs
 394 lower than 2200 K⁴ for area lighting in sensitive environments.

395 **Draft LUNA Requirements for Spectral Quality**

396 The draft spectral quality requirements for all LUNA products are shown in **Table 6**. The “QPL Listing”
 397 column describes the information that appears as publicly available on the Qualified Products List, if
 398 applicable. The “Method of Evaluation” column describes how the products will be evaluated for
 399 qualification, whether by compliance with industry standards, manufacturer documentation, or other
 400 DLC verification methodology.

401 **Table 6:** Draft LUNA Spectral Quality Requirements

Metric and/or Application	LUNA V1 Draft Requirements	QPL Listing	Method of Measurement/Evaluation
Chromaticity (CCT & D_{uv})	Products shall exhibit chromaticity consistent with at least one of the basic, flexible, or extended, nominal 7-step quadrangle CCTs from 2200 K – 3000 K. Products shall submit an ANSI/IES TM-33-18 .xml document or ANSI/IES TM-27-20 .spdx file* containing spectral power distribution data.	SPD data and image**, CCT and D _{uv} for parent products listed as Tested Data. Nominal CCT for child products listed as Reported Data.	ANSI/IES LM-79 (per Additional Reporting Guidelines) ANSI C78.377-2017

402 *[.spdx files \(ANSI/IES TM-27\)](#) are [accepted up until the LUNA Version 1 delist date](#), which will not be until V5.1 applications are
 403 no longer accepted in a future Technical Requirements revision.

404 **The DLC will create a .jpg image for parent products to be shown on the QPL based on the submitted [ANSI/IES TM-33-18 .xml](#)
 405 [document or .spdx file](#).

⁴ No ANSI (or other) standards define CCT ranges extending beyond what is considered ‘white’ lighting per ANSI C78.377-2017. As such, the DLC is proposing that non-standardized chromaticities are ineligible for listing under LUNA V1.

406 In addition to test report and implementation requirements applicable to DLC Standard and Premium
407 classifications, this section describes the test reports required to meet LUNA spectral quality
408 requirements.

- 409 • If not submitting in a V5.1 SSL application, LUNA product families are required to test and report
410 the following:
 - 411 ○ For product families that offer **one color rendition option and one or more CCT**
412 **option(s)**:
 - 413 ▪ A full LM-79/color report, per the [Additional Reporting Requirements](#), shall be
414 provided at the lowest and highest CCT options offered.
 - 415 ○ For product families that offer **one or more color rendition option(s) and one CCT**
416 **option**:
 - 417 ▪ A full LM-79/color report, per the [Additional Reporting Requirements](#), shall be
418 provided at the minimum color rendition option for the CCT option offered.
 - 419 ○ For product families that offer **one or more color rendition option(s) and one or more**
420 **CCT option(s)**:
 - 421 ▪ A full LM-79/color report, per the [Additional Reporting Requirements](#), shall be
422 provided for the lowest and highest CCT options offered, at the minimum color
423 rendition option.
 - 424 ○ All LM-79/color tests of the highest CCT option offered shall be conducted at the highest
425 total lumen output for at least one optical variation within the family when operating at
426 the maximum (non-dimmed) light output and the .xml document based on the LM-79
427 test data shall include both spectral and spatial distribution data per the [Additional](#)
428 [Reporting Requirements](#).
 - 429 ▪ For the product with the highest CCT (at highest lumen output), the TM-33 .xml
430 document shall include both the emitter spectral data and the emitter luminous
431 intensity data for a single tested product.
 - 432 ▪ For the spectral parent with the lowest CCT (at highest lumen output), the TM-
433 33 .xml document may include only the emitter spectral data without the
434 emitter luminous data for a single tested product.
 - 435 ▪ .spdx files (ANSI/IES TM-27) are accepted up until the LUNA Version 1 delist
436 date, which will not be until V5.1 applications are no longer accepted in a future
437 Technical Requirements revision.

438 Interactions with other DLC policies

439 For [color-tunable](#) (white-tunable and warm-dimming) products, additional clarifications to meeting the
440 proposed LUNA spectral quality requirements are provided below.

- 441 • White-tunable and warm-dimming products are eligible for LUNA but shall not be tunable to
442 chromaticities outside the proposed LUNA chromaticity requirements (i.e., color-tunable
443 products are eligible for LUNA, so long as the product(s) tune between 2200-3000 K).

444 **Key Questions**

- 445 1. The DLC has proposed that the maximum and minimum CCT options from LUNA eligible families
446 undergo LM-79 testing. These products will be required to provide SPD data (e.g. .spd files or .xml
447 documents) which will be reported on the QPL along with a static SPD image generated from the
448 spectral data provided. The DLC is looking for input on specific QPL reporting format and
449 resolution requirements. Specifically, what file format(s) are most useful (e.g. .spd , .csv, .xlsx
450 files)? What wavelength increment should be reported on the QPL for end users (e.g. 1nm
451 increments, 5nm increments, 20 nm increments)? What proposed image format and resolution is
452 sufficient (e.g. 1000 x 1000 pixels)?
- 453 2. The DLC heard that static SPD images can be misleading for even the most expert QPL users and
454 that absolute data is much more informative. To mitigate misleading information, the DLC would
455 like to provide supplemental information to drive education and better inform users of what
456 information could or should be assumed from a static SPD image. What supplemental information
457 is most critical to mitigate misleading assumptions made from viewing static SPD images of LUNA
458 qualified products?

459 LUNA Controllability Requirements

460 Feedback received and key changes from Draft 1

461 The DLC received 47 comments on the Draft 1 LUNA Controllability Requirements during the first
462 comment period. After careful assessment of stakeholder feedback, modifications were made within
463 Draft 2 as described in this section. The bullets below describe the general feedback received and the
464 su- bullets describe how the DLC incorporated these changes into Draft 2:

- 465 • *Most commenters agreed that required dimming to 20% is appropriate, as the lowest level*
466 *consistent with reliably low levels of flicker. Some comments requested lower levels of dimming to*
467 *address the adaptive response and logarithmic response of the human eye. One comment considered*
468 *20% too low, as a threat to safety and liability.*
 - 469 ○ The requirement to dim down to 20% or less of maximum output power is maintained. The
470 ability of any products to dim to values less than 20% will be recognized on the QPL.
- 471 • *The DLC received a suggestion to add the following dimming protocols to Table 7: ELV/Reverse*
472 *Phase, Line voltage 2 Wire, Line voltage 3 Wire, Data. A separate comment suggested to check IES*
473 *TM-23-17 for a list of dimming standards.*
 - 474 ○ The protocols suggested and described briefly in IES TM-23-17, pages 9-11, were not added
475 because the DLC is not aware of commercial lighting standards for these industry practices.
 - 476 ○ An “Other, text” option was added, to recognize non-standard dimming protocols.
- 477 • *The DLC received a suggestion to add dimming standards DMX and Forward Phase to Table 7.*
 - 478 ○ These dimming standards were added as DMX512 and NEMA SSL 7A.
- 479 • *The DLC received a suggestion to add network communication standards BACnet, LONworks and*
480 *Modbus to Table 9.*
 - 481 ○ These industry standards were added.
- 482 • *Various comments suggested to clarify wording, which was done.*

483 Rationale

484 Sky glow and light trespass can be reduced with high end trim, enabling designers to meet design
485 requirements without overlighting. In addition, light pollution can be reduced flexibly throughout the
486 night by dimming down as far as appropriate, as frequently as appropriate. Solutions include luminaires
487 with stand-alone motion sensors and photocells; smart photocells with part-night-dimming and field
488 adjustable high-end trim; and networked lighting controls (NLC) with remote diagnostics, scheduling,
489 dashboards, etc. In many applications, reducing light output can reduce light pollution while saving
490 energy by delivering precisely the illumination that is needed, only when it is needed. Continuous
491 dimming also facilitates compliance with energy code requirements for light level reduction, including
492 recent versions of ASHRAE 90.1, IECC, and California’s Title 24.

493 Draft LUNA Requirements for Controllability

494 The following section outlines the proposed LUNA requirements for controllability. The “QPL Listing”
495 column describes the information that appears as publicly available on the Qualified Products List. The

496 “Method of Evaluation” column describes how the products will be evaluated for qualification, whether
 497 by compliance with industry standards, manufacturer claims, or other DLC verification methodology.

498 Note that every LUNA product must identify its dimming standard protocol between driver and sensor/
 499 controller. For instance, if a product family of luminaires is available with optional dimming, where some
 500 members of the family can dim and some cannot, only those members of the family that support
 501 dimming controls are eligible for LUNA qualification.

502 **Table 7: Draft LUNA Controllability Requirements**

Metric	LUNA V1 Draft Requirements	QPL Listing	Acceptable Terms
Dimming Capability	Continuous dimming capability to $\leq 20\%$ of max output power is required	Minimum dimming level (integer %)	Product specification sheet shall clearly identify continuous dimming capability, to a percentage of maximum output current or power, less than or equal to 20%.
Dimming standard protocol between driver and sensor/ controller	The dimming standard protocol is required.	Dimming standard protocol	<p>Unlike SSL V5.1 products, models qualified under LUNA must indicate specific dimming protocols available. Dimming protocols cannot be wildcarded if product changes are necessary to achieve the dimming functionality.</p> <p>If a driver accepts only analog or only digital dimming control, then each analog or digital standard that is available with the luminaire is identified on the product specification sheet, with the ordering code and specific model number separated out for each dimming standard option.</p> <p>If a single product with a single ordering code can accept multiple dimming protocols, then all protocols will be identified.</p> <p>SSL V5.1 Wired Communication Protocols for LUNA products will be superseded with the following more detailed options: <i>(continued below)</i></p>

Metric	LUNA V1 Draft Requirements	QPL Listing	Acceptable Terms
			<ul style="list-style-type: none"> • Wired Analog Standard <ol style="list-style-type: none"> 1. 0-10V IEC 60929 Annex E 2. 0-10V ANSI C137.1-2019 (8-Volt) 3. 0-10V ANSI C137.1-2019 (9-Volt) 4. Forward Phase NEMA SSL 7A-2015 (R2021) • Wired Digital Standard <ol style="list-style-type: none"> 1. DALI 2. DALI 2 3. D4i 4. DMX512 • Other (text)
Integral Controls	Capability for integral controls is reported.	Integral control capabilities and receptacle(s)*	Product specification sheet shall clearly identify available integral control capabilities and receptacles, if any, with the ordering code option for each.*
Communication standard protocol between luminaires and other devices	Communication standard protocol is reported.	Communication standard protocol(s)	Product specification sheet shall clearly identify available standards selected from Table 9 below, with the ordering code option for each.

503 * **Table 8** below shows integral control capabilities beyond those listed in Table 8 of [SSL Technical Requirements V5.1](#), and also
 504 a list of integral control receptacles.

505 **Dimming capability**

506 Dimming is required in many energy codes, and the capability to dim down to 20% of maximum output
 507 power addresses multiple dark sky challenges. High end trim and part night dimming are broadly
 508 applicable; and occupancy-based dimming is applicable in some situations depending on sensor
 509 performance related to coverage area, sensitivity, and mounting height.

510 **Dimming standard protocol between driver and sensor/ controller**

511 In order for a luminaire to dim, a sensor or control module communicates the desired dimming level to
 512 the driver, using a dimming protocol. This protocol is typically either an analog 0-10V signal, or a digital
 513 signal such as DALI, DALI2 or D4i.

514

515 **Integral controls**

516 Several types of integral control sensors and capabilities are described in the [SSL V5.1 Technical](#)
 517 [Requirements section on Controllability](#) in Table 8 entitled “Integral Control Sensor and Capability
 518 Descriptions”. In addition, the following types of control capabilities and receptacles are accepted by the
 519 LUNA program, as types of “Integral Controls”. Note that information about the receptacle type is
 520 necessary, but not sufficient, to choose controls appropriate for a particular receptacle on a particular
 521 luminaire. For instance, ANSI C136.41 has 19 signal sets and multiple mechanical interconnection
 522 configurations; and Zhaga Book 18 has an undefined pin. Also, various functions support various uses
 523 and orientations such as receptacles mounted facing downwards, sideways, or upwards.

524 **Table 8:** Integral control capabilities and receptacles recognized by LUNA, in addition to those in
 525 SSL Technical Requirements V5.1

Topic	Additional types of integral controls	Acceptable terms
Integral control capabilities beyond those listed in SSL V5.1	Part night dim	Part night dimming
	Photocontrol with self-calibrating astronomic time clock	Photosensor with astronomical timer
	Low-end trim for vacancy mode	Low-end trim for unoccupied state
Integral control receptacles for outdoor luminaires	ANSI C136.41-2013 (NEMA 5-pin)	List of acceptable terms to be determined
	ANSI C136.41-2013 (NEMA 7-pin)	
	ANSI C136.58-2019 (Zhaga Book 18)	
	Other	In order to be accepted, text in this field must include a URL referencing the physical dimensions, electrical properties, and functional aspects of the control receptacle.

526
 527 **Communication standard protocol between luminaires and other devices**

528 In order to support the selection of luminaires and control systems, the information in **Table 9** is
 529 reported for LUNA qualified products. This information supplements [SSL Technical Requirements V5.1](#)
 530 Table 9 entitled “Control Communication Descriptions”. Note that it is not only the communication
 531 protocol, but the functionality of the system that impacts compatibility of systems.

532 **Table 9:** Communication standard protocol between luminaires and other devices (reported
 533 capability)

Physical medium	Standard protocol	Acceptable terms or conditions
Wireless	Bluetooth Mesh	
	<ul style="list-style-type: none"> • BLE MDP v2 	Bluetooth SIG mesh version 2, BLE SIG mesh v2
	<ul style="list-style-type: none"> • BLE SIG Mesh v1.x 	Bluetooth SIG mesh version 1, BLE SIG mesh v1
	<ul style="list-style-type: none"> • BLE Proprietary 	Bluetooth mesh, BLE mesh
	Cellular	
	<ul style="list-style-type: none"> • 4G 	4G, IMT-2000, LTE Advanced, IEEE 802.16m
	<ul style="list-style-type: none"> • 5G 	5G, 3GPP 5G NR, IMT-2020
	EnOcean	EnOcean, Enocean, enocean, listing at enocean-alliance.org/products
	WiFi	
	Zigbee	
	Zigbee 3.0	
	Zigbee Proprietary	
Other (describe)		
Wired	DALI	
	DALI2	
	DMX512	
	BACnet	
	LONworks	
	Modbus	
	Other (describe)	

534 **Key Questions**

- 535 1. To support DLC reviewers of product applications, the DLC will compile a glossary of words and
 536 phrases that are equivalent to the words in the middle column of Tables 8 and 9, based on the
 537 various terms that industry partners use on their cut sheets. For instance, in the top row of Table
 538 8, another name for high-end trim would be task tuning. For the “Acceptable Terms” column in
 539 Tables 8 and 9, what specific terms and phrases should be accepted on the product specification
 540 sheet?
- 541 2. Should any dimming standards be added to Table 7? If so, please provide the official name of each
 542 commercial lighting dimming standard in question.
- 543 3. Should the list of dimming protocols in Table 7 include an “Other (text)” option, to accept
 544 proprietary protocols? Or should the listed dimming standards be the only acceptable options?
- 545 4. Should any standards be added to or omitted from Table 8?

546 LUNA Allowances and Tolerances

547 Efficacy allowances for bollard PUDs

548 Bollards that meet all LUNA requirements for distribution, spectrum, and controllability are provided
549 with a 25% efficacy allowance. This allowance is cumulative to other cumulative spectral quality
550 allowances provided in SSL V5.1.

551 There are no allowances for light output. All PUDs seeking LUNA qualification must meet the minimum
552 light output requirement listed in the SSL V5.1 Technical Requirements.

553 Efficacy allowance for shielded luminaires

554 Auxiliary shielding may increase the quality of the light distribution of a luminaire, as light is only
555 delivered where it is intended and does not cause light trespass on neighboring locations. However, the
556 application of shields often results in lower luminaire efficacies, and in many cases, shielded products
557 cannot meet DLC's minimum efficacy requirements. Based on DLC outreach to lighting designers, many
558 have indicated that they use shielded photometry when available. Although manufacturers have to
559 demonstrate that at least one shield option or accessory is available for LUNA qualification, listing
560 additional specific LUNA-qualified products with shields is voluntary. Manufacturers that choose to list
561 LUNA-qualified products with shields will have to test their products with shields as described below.

- 562 • Shields that are offered as options will have the shield indicated in the luminaire catalog number
563 and will be shown on the QPL as such.
- 564 • Shields that are offered as accessories will have the accessory listed in parentheses at the
565 luminaire catalog number (e.g., "ABC-10W-30K80CRI (with accessory HSS-Black)", where HSS-
566 Black is the nomenclature/ordering code for this accessory).
 - 567 ○ QPL performance and testing required on products with accessories included with the
568 model number in the application will be treated as though the accessory is an option
569 within the model number (i.e. performance will reflect product performance with
570 accessory attached, worst-case testing will include products with accessory attached,
571 etc.).

572 If a manufacturer offers more than one configuration of a specific shield type (HSS, CSS, and FSS), the
573 variety of configurations under each shield type is treated as a shield type subgroup within the product
574 family (e.g. an HSS subgroup could include internal and external HSS, or an HSS subgroup could include a
575 Type II HSS with a 30-degree shielding angle⁵ and a Type II HSS shield with a 45-degree shielding angle).
576 Each shield configuration is listed as a separate reported family member, with the effect on the
577 distribution and light output of the luminaire documented. If products are available with multiple shield
578 colors, the shield color and/or finish must be specified in the model number and cannot be listed as a
579 wildcard option in the listing, because lighter color shields will potentially reflect more light to the sky

⁵ Shielding angle is defined in ANSI/IES LS-1 -20 as "the angle between a horizontal line through the light center and the line of sight at which the bare source first becomes visible."

580 dome and not meet the required U Rating threshold for that PUD. An example of a hypothetical shield
581 subgroup is shown in **Table 10** below.

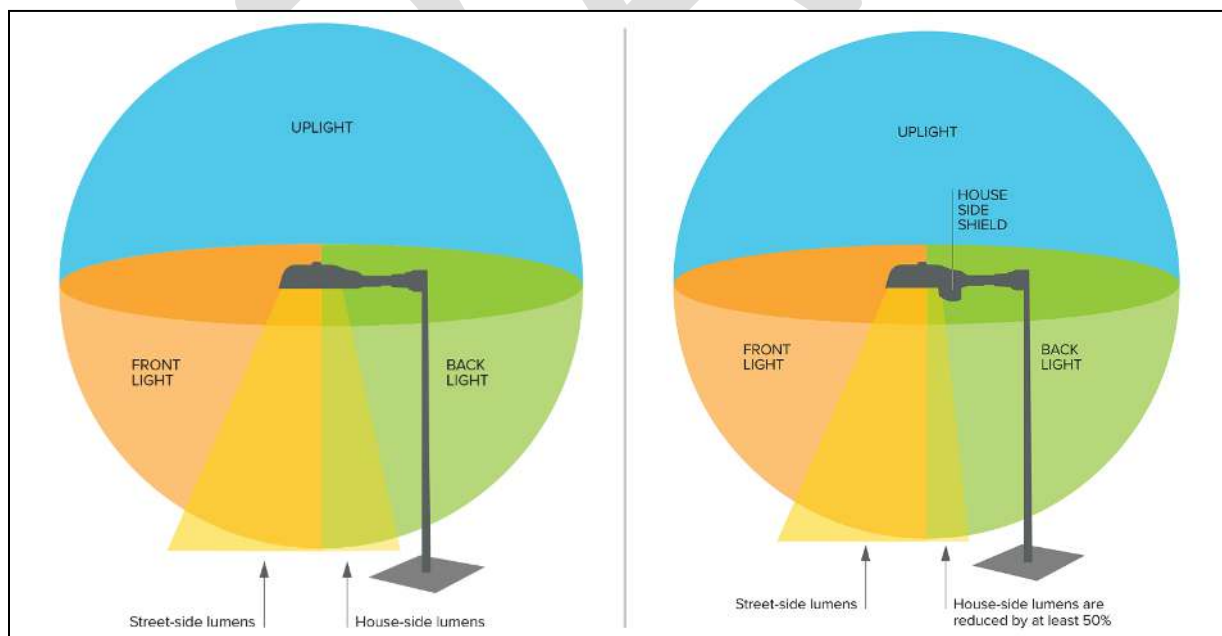
582 In all cases, the testing proposed to achieve the specified efficacy allowance is in addition to other
583 testing specified in these technical requirements and all other V5.1 testing. Shielded products must
584 meet all other SSL V5.1 and LUNA requirements, except ZLD, and are offered efficacy allowances as long
585 as specific reductions in relevant zonal lumens are achieved. For example, if a family includes model
586 numbers with shielding accessories or options, of which some meet the efficacy requirement with an
587 allowance and some do not, testing would be required for 1) the worst-case-efficacy shielded product
588 that meets the allowance requirement, and 2) for the product with the lowest house-side lumen
589 reduction as a function of the shield. Shielded products that have efficacies better than the worst-case
590 shielded products, or the lowest house-side lumen reduction, can be child products. Submitters must
591 supply the reported performance for their shielded and unshielded products, as specified in Table 5. The
592 allowance would apply to the specific subgroup of products using the given shield (e.g. HSS or CSS).
593 Shield types cannot be combined to create a larger subgroup. In other words, cul-de-sac shields and
594 house-side shields cannot be combined to create one subgroup.

595 **Table 10** provides an example of a luminaire family with various HSS and FSS options. The worst-case
596 efficacy parent in each subgroup (HSS or FSS) is the product that results in the lowest efficacy, assuming
597 that all HSS or FSS products in the subgroup meet the requirements in Table 10 (reduce the house-side
598 lumens by at least 50% compared to the unshielded equivalent product, and all FSS products reduce the
599 street-side lumens by at least 30% compared to the unshielded equivalent product). The worst-case
600 distribution parent in each subgroup is the product that reduces the house-side or street-side lumens
601 the least.

602 **Table 10:** Example of hypothetical shielded products and identified worst-case efficacy and
 603 distribution parents for one luminaire family with two shield type subgroups (HSS and FSS)

Row #	Family Name	Optic	Luminaire Efficacy w/o shielding (LPW)	House-side (or street-side) lumens w/o shield	Shield Type	Shielding Angle	Shield Type Subgroup	Luminaire Efficacy with shield (LPW)	House-side (or street-side) lumens with shield	House/Street side reduction	Test required
1	AXBXC	Type II	125	3000	HSS	30	A	85	1400	53%	LM-79/color
2	AXBXC	Type II	125	3000	HSS	45	A	88	1200	60%	
3	AXBXC	Type III	125	3500	HSS	30	A	87	1700	51%	LM-79/distribution
4	AXBXC	Type III	125	3500	HSS	45	A	89	1500	57%	
5	AXBXC	Type II	125	10000	FSS	30	B	88	6500	32%	LM-79/color
6	AXBXC	Type II	125	10000	FSS	45	B	90	5000	47%	
7	AXBXC	Type III	125	9500	FSS	30	B	89	7000	30%	LM-79/distribution
8	AXBXC	Type III	125	9500	FSS	45	B	91	6000	40%	

604 Note: Worst-case-efficacy parent for each Shield Type Subgroup shown in yellow. LM-79 color testing is required for the least
 605 efficacious shielded luminaire in Shield Type Subgroup A (HSS), and the least efficacious shielded luminaire in Shield Type
 606 Subgroup B (FSS) – Rows 1 and 5. Worst-case distribution parent in each Shield Type subgroup is shown in blue. LM-79
 607 distribution testing is required for the luminaires with the lowest reduction in house or street side lumens.



608
 609 **Figure 2:** Example of a hypothetical product with a house-side-shield (HSS) (right image) and without (left image).
 610 This hypothetical product with a HSS would be eligible for an efficacy allowance if the house-side lumens are
 611 reduced by at least 50% compared to an unshielded equivalent product. Note that other efficacy allowances for
 612 other shield types will require different reduction in house side or street side lumens, per **Table 11**.

613 To encourage the listing of shielded products, the DLC is providing efficacy allowances for shielded area
 614 lighting, roadway lighting, and pole- or arm-mounted decorative lighting with house-side shields or cul-
 615 de-sac shields, if the related house-side lumens are reduced by the specified percentage compared to an
 616 unshielded product. A similar efficacy allowance is also provided for shielded area lighting, roadway
 617 lighting, and pole- or arm-mounted decorative lighting with front-side shields, if the related street-side
 618 lumens are reduced by the specified percentage compared to an unshielded product.

619 **Table 11** shows the efficacy allowances for LUNA products with shielding. These allowances are
 620 cumulative to other spectral quality allowances provided in SSL V5.1. The maximum allowance for a
 621 shielded LUNA-designated product is not limited by the maximum allowance of 10% as stated in the SSL
 622 V5.1 requirements. Instead, for LUNA, it may be up to 45%, depending on the shield type.

623 **Table 11:** Efficacy allowances specific to LUNA products with shielding

Feature	Primary Use Designations	Performance Metric	Efficacy Allowance
Shielding	<ul style="list-style-type: none"> Outdoor Pole/Arm-Mounted Area and Roadway Luminaires 	Luminaires with internal or external house-side shields (HSS) are offered an efficacy allowance of 20% if they reduce the house-side lumens by at least 50% compared to an equivalent unshielded product.	-20%
	<ul style="list-style-type: none"> Outdoor Pole/Arm-Mounted Decorative Luminaires Specialty: Hazardous Area Lighting 	Luminaires with internal or external cul-de-sac shields (CSS) are offered an efficacy allowance of 35% if they reduce the house-side lumens by at least 70% compared to an equivalent unshielded product.	-35%
	<ul style="list-style-type: none"> Specialty: Hazardous Outdoor Pole/Arm-Mounted Area and Roadway Luminaires 	Luminaires with internal or external front-side shields (FSS) are offered an efficacy allowance of 20% if they reduce the street-side lumens by at least 30% compared to an equivalent unshielded product.	-20%

624 **Testing Notes**

625 To determine if the efficacy allowance may be granted for a single product application or a worst-case
 626 efficacy parent product, applicants must submit a .ies file of the equivalent unshielded product, with the
 627 same optical distribution and nominal light output as the submitted shielded worst-case efficacy parent.
 628 To confirm the shielding allowance, the .ies file associated with the unshielded product does not need to
 629 use absolute photometry (scaled photometry is acceptable). The submitted specification sheet or
 630 supplemental document should clearly show the relationship between the unshielded product and
 631 shielded product for reviewer’s analysis. The DLC will accept .ies files (ANSI/IES LM-63) up until the LUNA
 632 Version 1 delist date, which will not be until V5.1 applications are no longer accepted in a future
 633 Technical Requirements revision.

634 The LM-79/distribution report for the worst-case distribution parent must be submitted as a PDF file
 635 and must include a product image with the shield with sufficient granularity that the shield is clearly
 636 visible in the image.

637 **Tolerances**

638 The DLC accepts measurement tolerances to certain metrics listed in the SSL V5.1 Technical
639 Requirements. Please refer to the [SSL V5.1 Technical Requirements](#) for acceptable tolerances. There are
640 no higher upper tolerances to the threshold Uplight Ratings given in **Table 4** of this document.

641 **Provisional Testing and Reporting Requirements**

642 The following testing and reporting requirements describe which test methods and reporting versions
643 are acceptable in LUNA Version 1. Manufacturers can initially use any of the following testing and
644 reporting file formats in their LUNA V1 applications up until the LUNA Version 1 delist date, which will
645 not be until V5.1 applications are no longer accepted in a future Technical Requirements revision.
646 However, manufacturers will eventually need to provide ANSI/IES LM-79-19 reports and ANSI/IES TM-
647 33-18 .xml documents prior to the LUNA Version 1 delist date for their products to maintain listing. The
648 DLC intends to require TM-33-18 .xml documents in the future.

649 **LM-79 testing**

650 LUNA Version 1 will allow either the ANSI/IES LM-79-08 or LM-79-19 test method to be used. See the
651 [Additional Reporting Guidelines](#) section for more details on any version requirements.

652 **LM-79 reporting**

653 *Distribution:* Manufacturers must submit .ies files (ANSI/IES LM-63-08 or LM-63-19) along with the PDF
654 distribution report. The DLC encourages manufacturers to submit ANSI/IES TM-33-18 .xml documents
655 for LUNA Version 1 as well, but it is not required for this version.

656 *Spectral Quality:* Manufacturers may submit either ANSI/IES TM-27-20 .spdx files or ANSI/IES TM-33-18
657 .xml documents for LUNA Version 1.

658 **Additional Reporting Guidelines: ANSI/IES LM-79 Reports and** 659 **Accompanying Spectral and Spatial Distribution File(s)**

660 SSL products or family groupings shall be tested according to the guidelines in specified ANSI/IES
661 Lighting Measurement (LM) documents. Test reports generated by a test lab that complies with the [DLC](#)
662 [LM-79 testing requirements](#) will be accepted only if all optical and electrical performance are tested and
663 documented as described below. ANSI/IES LM-79-08 or LM-79-19 reports are required. All tests shall be
664 conducted at the full output or non-dimmed state.

665 All submitted photometric test reports must comply with the full LM-79/color report or full LM-
666 79/distribution report definitions below. Configurations tested to produce full LM-79/color reports and
667 full LM-79/distribution reports will be listed as parent products on the QPL with the tested performance
668 data based on the QPL listing information in each applicable section. If a full LM-79/color report and full

669 LM-79/distribution report are provided on the same configuration, the tested performance listed on the
670 QPL will be the worst performing data set.

671 From a file format perspective, the DLC encourages adoption and use of ANSI/IES TM-33-18 .xml
672 documents instead of .ies and .spx file formats for the following reasons:

- 673 • Combines spectral and spatial data
- 674 • Inclusion of many commonly used metrics (e.g. color rendition metrics)
- 675 • Allows for calculation of alternative application metrics (e.g. to support metrics beyond lumens)

676 The DLC realizes that photometric testing and application software does not currently readily support
677 ANSI/IES TM-33-18 export/import and is providing reporting alternatives in LUNA Version 1. Therefore,
678 .ies and .spx files are accepted up until the LUNA Version 1 delist date, which will not be until V5.1
679 applications are no longer accepted in a future Technical Requirements revision.

680 Test reports that require color performance information (generally expected to be from testing in an
681 integrating sphere, though gonio-spectroradiometer testing is also acceptable) do not require
682 distribution performance information unless specified. These color-specific test reports are generally
683 referred to within this document as “full LM-79/color reports” and shall include, but are not limited to,
684 the following:

- 685 • Electrical characteristics (wattage, input voltage, THD and PF)
- 686 • Total luminous flux
- 687 • Efficacy
- 688 • Chromaticity ((x,y) and (u',v'))
- 689 • CCT and D_{uv}
- 690 • ANSI/IES TM-30-18 Full Report (per Annex D, Figure D-3)
- 691 • CIE 13.3-1995 complete Color Rendering Index Detail
- 692 • A TM-33 (ANSI/IES TM-33-18) .xml document meeting the following requirements:
 - 693 ○ Test report number, test lab, issue date, manufacturer, and luminaire catalog number
694 are correctly and pertinently indicated using the keywords [TEST], [TESTLAB],
695 [ISSUEDATE], [MANUFAC], and [LUMCAT], respectively.
 - 696 ○ Emitter spectral data with absolute luminaire-level spectral power distribution data
697 from 380-780 nm in ≤ 5 nm increments. For the spectral subgrouping parent with the
698 highest CCT and highest lumen output, the TM-33 .xml document shall include both the
699 emitter spectral data and the emitter luminous intensity data for a single tested
700 product.
 - 701 ○ For the products with the lowest CCT and highest lumen output, the TM-33 .xml
702 document may include only the emitter spectral data without the emitter luminous data
703 for a single tested product.
 - 704 ○ TM-33 .xml documents containing spatial and/or spectral data must also be submitted
705 by the end of V5.1 applications are no longer accepted in a future Technical
706 Requirements revision, if not submitted with the original application.

- 707
- 708
- 709
- As described in the [Provisional Testing and Reporting Requirements](#) section, .spdx files (ANSI/IES TM-27-20) are accepted in place of TM-33 .xml documents until V5.1 applications are no longer accepted in a future Technical Requirements revision.
 - All required TM-33 elements shall be reported in the TM-27 .spdx files when utilizing this reporting format.
 - The product model number shall be present and match in all of the relevant TM-27/TM-33/LM-63 and LM-79 documents.
 - All information listed above, except the accompanying TM-33 and/or .spdx document, shall be included in a single LM-79/color test report. Separate ANSI/IES TM-30-18 reports will not be accepted.
- 714
- 715
- 716

717 Test reports that require distribution performance information (generally expected to be from testing
718 with a goniophotometer) do not require color performance information unless specified. These
719 distribution-specific test reports are generally referred to within this document as “full LM-79
720 distribution reports” and shall include, but are not limited to, the following:

- Electrical characteristics (wattage and input voltage)
 - Luminous intensity distribution (Candela array)
 - A photo of the product in the goniophotometer as tested with performance affecting structures must be included in the distribution test PDF report.
 - If submitting LM-79-19 reports, stray light removal for the purposes of determining the threshold U Rating must be performed and reported according to LM-75-19 (Section 9.0 including the reporting requirements in section 9.5)
 - A TM-33 (ANSI/IES TM-33-18) .xml document meeting the following minimum requirements:
 - Test report number, test lab, issue date, manufacturer, and luminaire catalog number are correctly and pertinently indicated using the keywords [TEST], [TESTLAB], [ISSUEDATE], [MANUFAC], and [LUMCAT], respectively.
 - In the TM-33 .xml document, the Intensity Scaling Element (4.5.13.2.4.1) shall be 'false', meaning that the reported intensity data has not been scaled uniformly with respect to laboratory measurements.
 - In the TM-33 .xml document, the spatial distribution shall be presented as emitter luminous intensity data.
 - If a given parent product or single product has a unique optic and the highest lumen output has been tested to meet both the spectral and distribution requirements, a TM-33 .xml document shall be submitted with both spectral and spatial data within, rather than the submitter providing separate TM-33 .xml documents.
 - The emission areas in the TM-33 .xml document file shall appropriately reflect the luminous opening of the luminaire. In no circumstances shall the emission areas be zero or exceed the luminaire’s physical dimensions, and DLC reviewers will verify the emission areas in the TM-33 .xml document against the luminaire physical dimensions
- 721
- 722
- 723
- 724
- 725
- 726
- 727
- 728
- 729
- 730
- 731
- 732
- 733
- 734
- 735
- 736
- 737
- 738
- 739
- 740
- 741
- 742
- 743
- 744

745 that are provided either in the specification sheet, LM-79 test report, or as separate
746 application submission materials.

- 747 ○ The angular resolution for the emitter luminous intensity data in the TM-33 .xml
748 document shall comply with the scanning resolution specified in LM-79 (Section 9.3.3 in
749 LM-79-08 and Section 7.3.3 in LM-79-19) and be fine enough to accurately characterize
750 the product's intensity distribution. For products with a wide-angle, smooth intensity
751 distribution, the luminous intensity distribution data shall be in a resolution of 5 degrees
752 or less in the vertical plane and 22.5 degrees or less in horizontal planes. A smaller
753 vertical angular increment must be used for products whose luminous intensity changes
754 rapidly as a function of angle.
- 755 ○ Manufacturers submitting TM-33 .xml documents must also submit .ies files so that they
756 can be evaluated using Photometric Toolbox.
- 757 • Alternatively, .ies files (ANSI/IES LM-63-19 or ANSI/IES LM-63-02) must also be submitted up
758 until the LUNA Version 1 delist date, which will not be until V5.1 applications are no longer
759 accepted in a future Technical Requirements revision. For manufacturers submitting an LM-63-
760 19 .ies file, products must be tested and reported using absolute photometry methods per IES
761 LM-63-19, not scaled photometry, and must include the File Generation Type Value 1.10000 or
762 1.11000 per IES LM-63-19 Table 2. For manufacturers submitting an LM-63-02 .ies file, the
763 reporting guidelines in V5.1 must be followed.

764 Test reports containing only a partial set of LM-79 metrics (for example, an integrating sphere test
765 report without luminous flux reported), will not be accepted for application review purposes. For clarity,
766 even if a test is needed for purposes of verifying chromaticity, it must be a full LM-79/color report as
767 described herein, with all required metrics reported.

References

Standard # or Document Name	Title and URL
ANSI C136.41-2013	Roadway And Area Lighting Equipment–Dimming Control Between An External Locking Type Photocontrol And Ballast Or Driver https://webstore.ansi.org/Search/Find?in=1&st=c136.41
ANSI C136.58-2019	Roadway And Area Lighting Equipment - Luminaire Four-Pin Extension Module And Receptacle - Physical And Electrical Interchangeability And Testing https://webstore.ansi.org/Search/Find?in=1&st=c136.58
ANSI C137.1-2019	Lighting Systems - 0-10V Dimming Interface For LED Drivers, Fluorescent Ballasts, And Controls https://webstore.ansi.org/Standards/NEMA/ANSIC1372019-2392108
ANSI C137.4-2019	Lighting Systems - Digital Interface With Auxiliary Power https://webstore.ansi.org/Standards/NEMA/ANSIC1372019-2392109
ANSI C78.377-2017	Electric Lamps - Specifications For The Chromaticity Of Solid-State Lighting Products https://webstore.ansi.org/Standards/NEMA/ANSIC783772017
ANSI/ASHRAE/IES 90.1-2019	Energy Standard for Buildings Except Low-Rise Residential Building https://www.ashrae.org/technical-resources/bookstore/standard-90-1
ANSI/IES LM-63-02	Lighting Measurement: APPROVED METHOD: IES STANDARD FILE FORMAT FOR THE ELECTRONIC TRANSFER OF PHOTOMETRIC DATA AND RELATED INFORMATION https://www.lisungroup.com/wp-content/uploads/2020/02/IESNA-LM-63-2-2002-Standard-Free-Download.pdf
ANSI/IES LM-63-19	Lighting Measurement: APPROVED METHOD: IES STANDARD FILE FORMAT FOR THE ELECTRONIC TRANSFER OF PHOTOMETRIC DATA AND RELATED INFORMATION https://store.ies.org/product/lm-63-19-approved-method-ies-standard-file-format-for-the-electronic-transfer-of-photometric-data-and-related-information/
ANSI/IES LM-75-19	Lighting Measurement: APPROVED METHOD: GUIDE TO GONIOMETER MEASUREMENTS AND TYPES, AND PHOTOMETRIC COORDINATE SYSTEMS https://store.ies.org/product/lm-75-19-approved-method-guide-to-goniometer-measurements-and-types-and-photometric-coordinate-systems/
ANSI/IES LM-79-08	Approved Method: Optical and Electrical Measurements of Solid-State Lighting Products https://www.lisungroup.com/wp-content/uploads/2019/07/IES-LM-79-08-2008-Standard-Free-Download.pdf
ANSI/IES LM-79-19	Approved Method: Optical and Electrical Measurements of Solid-State Lighting Products https://store.ies.org/product/lm-79-19-approved-method-optical-and-electrical-measurements-of-solid-state-lighting-products/
ANSI/IES LP-11-20	Lighting Practice: Environmental Considerations for Outdoor Lighting https://store.ies.org/product/lp-11-20-lighting-practice-environmental-considerations-for-outdoor-lighting/
ANSI/IES LP-2-20	Lighting Practice: Designing Quality Lighting for People in Outdoor Environments https://store.ies.org/product/ansi-ies-lp-2-20-lighting-practice-designing-quality-lighting-for-people-in-outdoor-environments/

Standard # or Document Name	Title and URL
ANSI/IES LS-6-20	Lighting Science: Calculation of Light and Its Effects https://store.ies.org/product/ls-6-20-lighting-science-calculation-of-light-and-its-effects/
ANSI/IES TM-15-20 Annex A	Technical Memorandum: Luminaire Classification System for Outdoor Luminaires, Annex A https://store.ies.org/product/tm-15-20-technical-memorandum-luminaire-classification-system-for-outdoor-luminaires/
ANSI/IES TM-23-17	Technical Memorandum: Lighting Control Protocols https://www.stdlink.com/standards/ies-tm-23-17.html
ANSI/IES TM-27-20	Technical Memorandum: IES Standard Format for the Electronic Transfer of Spectral Data https://store.ies.org/product/tm-27-20-technical-memorandum-ies-standard-format-for-the-electronic-transfer-of-spectral-data/
ANSI/IES TM-30-20	IES Method for Evaluating Light Source Color Rendition https://store.ies.org/product/tm-30-20-ies-method-for-evaluating-light-source-color-rendition/
ANSI/IES TM-33-18	Standard Format for the Electronic Transfer of Luminaire Optical Data https://store.ies.org/product/tm-33-18-technical-memoranda-standard-format-for-the-electronic-transfer-of-luminaire-optical-data/
BACnet	BACnet - A Data Communication Protocol for Building Automation and Control Networks http://www.bacnet.org
BLE MDP v1.x	Bluetooth Low Energy Mesh Device Properties, Revisions 1.0, 1.1, 1.2 https://www.bluetooth.com/specifications/specs/
BLE MDP v2	Bluetooth Low Energy Mesh Device Properties, Revision v2 https://www.bluetooth.com/specifications/specs/mesh-device-properties-2/
CA Title 24	California Building Energy Efficiency Standards - Title 24 https://www.energy.ca.gov/programs-and-topics/programs/building-energy-efficiency-standards
CIE 13.3-1995	METHOD OF MEASURING AND SPECIFYING COLOUR RENDERING PROPERTIES OF LIGHT SOURCES http://cie.co.at/publications/method-measuring-and-specifying-colour-rendering-properties-light-sources
D4i ANSI	D4i is the DALI standard for intelligent, IoT-ready luminaires. Aligned with NEMA/ANSI C137.4 Lighting Systems - Digital Interface With Auxiliary Power https://www.dali-alliance.org/d4i/ https://webstore.ansi.org/standards/nema/ansic1372019-2392109?gclid=CjwKCAjwT8uGBhBAEiwAayu_9YQ-kUcuUIAZkR05duKoPcXbMY7wpV5j2wjQZRjg7HU5ythgh4VxURoCSH0QAvD_BwE
DALI	IEC 62386 https://www.dali-alliance.org/
DALI2	Certification program based on parts of IEC 62386 and D4i https://www.dali-alliance.org/

Standard # or Document Name	Title and URL
DLC SSL Technical Requirements V5.1	DLC Solid State Lighting Technical Requirements V5.1 https://www.designlights.org/our-work/solid-state-lighting/technical-requirements/ssl-v5-1
DLC NLC5 Technical Requirements	DLC Networked Lighting Controls Technical Requirements version 5 https://www.designlights.org/our-work/networked-lighting-controls/technical-requirements/nlc5/
DLC Horticultural Technical Requirements	DLC Horticultural Technical Requirements https://www.designlights.org/our-work/horticultural-lighting/technical-requirements
DMX512-A	ANSI E1.11-2008 (R2018) Entertainment Technology-USITT DMX512-A Asynchronous Serial Digital Data Transmission Standard for Controlling Lighting Equipment and Accessories https://tsp.esta.org/tsp/documents/docs/ANSI-ESTA_E1-11_2008R2018.pdf
EnOcean	EnOcean Alliance self-powered wireless communication https://www.enocean-alliance.org/
IEC 60929	IEC 60929:2011+AMD1:2015 CSV Consolidated version. AC and/or DC-supplied electronic control gear for tubular fluorescent lamps - Performance requirements https://webstore.iec.ch/publication/23568
IECC 2018	2018 International Energy Conservation Code (IECC) https://codes.iccsafe.org/content/IECC2018P4
IES/IDA MLO	IES/IDA Model Lighting Ordinance https://store.ies.org/product/ida-ies-mlo-11-model-lighting-ordinance-mlo-with-users-guide/
LonWorks	ISO/IEC 14908 LonWorks local operating network https://www.lonmark.org
Modbus	Modbus https://www.modbus.org
US DoD UFC	Department of Defense Unified Facilities Criteria (DoD UFC) https://www.wbdg.org/ffc/dod/unified-facilities-criteria-ufc
US FEMP	Federal Energy Management Program (FEMP) https://www7.eere.energy.gov/femp/requirements/requirements_filtering/facility_energy_efficiency
US GSA P100	General Services Administration's (GSA) P100 Facilities Standards for the Public Buildings Service https://www.gsa.gov/real-estate/design-construction/engineering-and-architecture/facilities-standards-p100-overview
WiFi	Wi-Fi IEEE 802.11
Zigbee 3.0 Full Stack	IEEE 802.15.4-2011 Zigbee 3.0 Full Stack https://zigbeealliance.org/zigbee_products/?product_type=certified_product